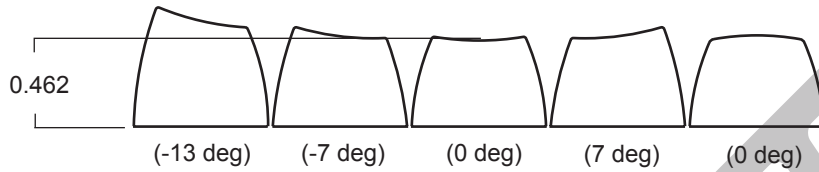


SA FAMILY

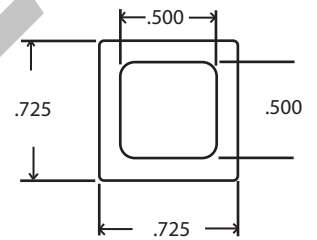
HIGH PROFILE, SPHERICAL TOP, SCULPTURED

- STANDARD MATERIAL: ABS
 GRAPHIC OPTIONS: TWO-SHOT MOLDING, PAD PRINTING
 MOUNTING OPTIONS: 36 DIFFERENT SWITCH MOUNT STYLES AVAILABLE
 SURFACE OPTIONS: S - SEMI-MATTE TOP AND SIDES
 G - GLOSS TOP AND SIDES
 M - MATTE TOP, SEMI-MATTE SIDES



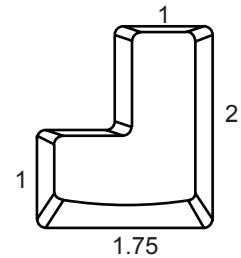
FULL TOUCH KEYS	ROW 1	ROW 2	ROW 3	ROW 4	ROW 3
1 x 1	S, G, M	S, G, M	S, G, M	S, G, M	
1 x 1 homing bump		S	S, M		
1 x 1 deep dish			S, G, M		
1 x 1.25		M	S, M	M	
1 x 1.5	S, M	S, M	S, G, M	S, M	
1 x 1.75	S, M	S, M	S	S, M	
1 x 2		S, M	S, G, M	S, M	
1 x 2.25			S		
1 x 2.5			S, M		
1 x 2.75			S		
1 x 3			S, G, M		
1 x 4					S, M
1 x 6.2					S
1 x 7					S
1 x 8					S, G, M
1 x 9					S, M
2 x 2			S		

STANDARD 1x1



"L" or "J" SHAPES	1	2	3	4	3
.75 x 2 x 1.5 x 1			S		
1 x 2 x 1.25 x 1			S		
1 x 2 x 1.5 x 1		S, M	S, M		
1.25 x 2 x 1.5 x 1			S, M		
1.5 x 2 x .75 x 1 (step)			M		
1.5 x 2 x 1.75 x 1.125 (step)			S		
1 x 2 x 1.25 x 1			S		
1 x 2 x 1.75 x 1			M		
1 x 2 x 2 x 1			S, M		

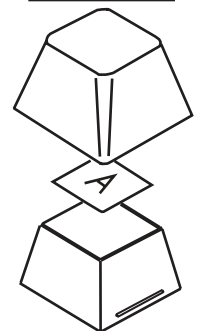
SAMPLE "J" SHAPE
1 X 2 X 1.75 X 1



NOTE: "L" & "J" row designations start at the row specified and work down.

STEPPED KEYS	1	2	3	4	3
1 x 1.5, .5 step L or R			S, M		
1 x 1.5, .25 step L or R			S, M		
1 x 1.75, .5 step L or R			M		
1 x 2, .33 step L or R		S	S, M	S	
1 x 1.25, .5 step L or R			S		

Relegendable



RELENDABLE KEYS	1	2	3	4	3
1 x 1			G		
1 x 2			G		

LENS KEYS	1	2	3	4	3
Contact Customer Service for availability.					